

Annual Budget

School District No. 79 (Cowichan Valley)

June 30, 2024

School District No. 79 (Cowichan Valley)

June 30, 2024

Table of Contents

Bylaw 1

Annual Budget - Revenue and Expense - Statement 2 2

Annual Budget - Changes in Net Financial Assets (Debt) - Statement 4 4

Annual Budget - Operating Revenue and Expense - Schedule 2 5

 Schedule 2A - Annual Budget - Schedule of Operating Revenue by Source 6

 Schedule 2B - Annual Budget - Schedule of Operating Expense by Object 7

 Schedule 2C - Annual Budget - Operating Expense by Function, Program and Object 8

Annual Budget - Special Purpose Revenue and Expense - Schedule 3 10

 Schedule 3A - Annual Budget - Changes in Special Purpose Funds 11

Annual Budget - Capital Revenue and Expense - Schedule 4 14

*NOTE - Statement 1, Statement 3, Statement 5, Schedule 1 and Schedules 4A - 4D are used for Financial Statement reporting only.

ANNUAL BUDGET BYLAW


A Bylaw of THE BOARD OF EDUCATION OF SCHOOL DISTRICT NO. 79 (COWICHAN VALLEY) (called the "Board") to adopt the Annual Budget of the Board for the fiscal year 2023/2024 pursuant to section 113 of the *School Act*, R.S.B.C., 1996, c. 412 as amended from time to time (called the "Act").

1. The Board has complied with the provisions of the *Act*, Ministerial Orders, and Ministry of Education and Child Care Policies respecting the Annual Budget adopted by this bylaw.
2. This bylaw may be cited as School District No. 79 (Cowichan Valley) Annual Budget Bylaw for fiscal year 2023/2024.
3. The attached Statement 2 showing the estimated revenue and expense for the 2023/2024 fiscal year and the total budget bylaw amount of \$126,431,654 for the 2023/2024 fiscal year was prepared in accordance with the *Act*.
4. Statement 2, 4 and Schedules 2 to 4 are adopted as the Annual Budget of the Board for the fiscal year 2023/2024.

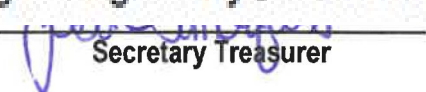
READ A FIRST TIME THE 2nd DAY OF MAY, 2023;

READ A SECOND TIME THE 2nd DAY OF MAY, 2023;


READ A THIRD TIME, PASSED AND ADOPTED THE 2nd DAY OF MAY, 2023;


Original signed by Cathy Schmidt
Chairperson of the Board

(Corporate Seal)


Original signed by Jason Sandquist
Secretary Treasurer

I HEREBY CERTIFY this to be a true original of School District No. 79 (Cowichan Valley) Annual Budget Bylaw 2023/2024, adopted by the Board the 2nd DAY OF MAY, 2023.


Original signed by Jason Sandquist
Secretary Treasurer

School District No. 79 (Cowichan Valley)

Statement 2

Annual Budget - Revenue and Expense

Year Ended June 30, 2024

	2024 Annual Budget	2023 Amended Annual Budget
Ministry Operating Grant Funded FTE's		
School-Age	8,564,203	8,507,253
Total Ministry Operating Grant Funded FTE's	8,564,203	8,507,253
Revenues	\$	\$
Provincial Grants		
Ministry of Education and Child Care	112,593,621	100,657,984
Other	216,000	216,000
Tuition	2,000,000	2,000,000
Other Revenue	8,757,455	8,334,678
Rentals and Leases	150,000	150,000
Investment Income	864,406	664,176
Gain (Loss) on Disposal of Tangible Capital Assets	(485,250)	
Amortization of Deferred Capital Revenue	3,932,193	4,350,991
Total Revenue	128,028,425	116,373,829
Expenses		
Instruction	101,107,844	93,516,945
District Administration	3,803,587	4,012,257
Operations and Maintenance	16,106,256	15,816,382
Transportation and Housing	4,145,507	3,970,171
Write-off/down of Buildings and Sites	168,145	
Total Expense	125,331,339	117,315,755
Net Revenue (Expense)	2,697,086	(941,926)
Budgeted Allocation (Retirement) of Surplus (Deficit)	2,322,931	3,086,771
Budgeted Surplus (Deficit), for the year	5,020,017	2,144,845
Budgeted Surplus (Deficit), for the year comprised of:		
Operating Fund Surplus (Deficit)		
Special Purpose Fund Surplus (Deficit)		
Capital Fund Surplus (Deficit)	5,020,017	2,144,845
Budgeted Surplus (Deficit), for the year	5,020,017	2,144,845

School District No. 79 (Cowichan Valley)

Statement 2

Annual Budget - Revenue and Expense

Year Ended June 30, 2024

	2024 Annual Budget	2023 Amended Annual Budget
Budget Bylaw Amount		
Operating - Total Expense	105,003,949	96,854,157
Operating - Tangible Capital Assets Purchased	288,866	144,866
Special Purpose Funds - Total Expense	15,178,451	15,097,786
Special Purpose Funds - Tangible Capital Assets Purchased	355,449	391,953
Capital Fund - Total Expense	5,148,939	5,363,812
Capital Fund - Tangible Capital Assets Purchased from Local Capital	456,000	15,000
Total Budget Bylaw Amount	126,431,654	117,867,574

Approved by the Board

Original signed by Cathy Schmidt

Signature of the Chairperson of the Board of Education

May 20, 2023

Date Signed

Original signed by Robyn Gray

Signature of the Superintendent

May 3/23

Date Signed

Original signed by Jason Sandquist

Signature of the Secretary Treasurer

May 2, 2023

Date Signed

Original signed by Robyn Gray

School District No. 79 (Cowichan Valley)

Statement 4

Annual Budget - Changes in Net Financial Assets (Debt)

Year Ended June 30, 2024

	2024 Annual Budget \$	2023 Amended Annual Budget \$
Surplus (Deficit) for the year	2,697,086	(941,926)
Effect of change in Tangible Capital Assets		
Acquisition of Tangible Capital Assets		
From Operating and Special Purpose Funds	(644,315)	(536,819)
From Local Capital	(456,000)	(15,000)
From Deferred Capital Revenue	(38,026,310)	(39,084,903)
Total Acquisition of Tangible Capital Assets	(39,126,625)	(39,636,722)
Amortization of Tangible Capital Assets	4,980,794	5,363,812
Total Effect of change in Tangible Capital Assets	(34,145,831)	(34,272,910)
Acquisitions of Prepaid Expenses	(220,000)	(220,000)
Use of Prepaid Expenses	220,000	220,000
	-	-
(Increase) Decrease in Net Financial Assets (Debt)	(31,448,745)	(35,214,836)

School District No. 79 (Cowichan Valley)

Schedule 2

Annual Budget - Operating Revenue and Expense

Year Ended June 30, 2024

	2024 Annual Budget \$	2023 Amended Annual Budget \$
Revenues		
Provincial Grants		
Ministry of Education and Child Care	92,575,350	84,169,293
Other	216,000	216,000
Tuition	2,000,000	2,000,000
Other Revenue	7,278,534	6,826,959
Rentals and Leases	150,000	150,000
Investment Income	750,000	550,000
Total Revenue	102,969,884	93,912,252
Expenses		
Instruction	86,337,862	78,928,057
District Administration	3,709,837	3,916,115
Operations and Maintenance	11,529,413	10,886,573
Transportation and Housing	3,426,837	3,123,412
Total Expense	105,003,949	96,854,157
Net Revenue (Expense)	(2,034,065)	(2,941,905)
Budgeted Prior Year Surplus Appropriation	2,322,931	3,086,771
Net Transfers (to) from other funds		
Tangible Capital Assets Purchased	(288,866)	(144,866)
Total Net Transfers	(288,866)	(144,866)
Budgeted Surplus (Deficit), for the year	-	-

School District No. 79 (Cowichan Valley)

Schedule 2A

Annual Budget - Schedule of Operating Revenue by Source

Year Ended June 30, 2024

	2024 Annual Budget	2023 Amended Annual Budget
	\$	\$
Provincial Grants - Ministry of Education and Child Care		
Operating Grant, Ministry of Education and Child Care	97,459,221	90,007,165
ISC/LEA Recovery	(6,691,959)	(6,691,959)
Other Ministry of Education and Child Care Grants		
Pay Equity	363,682	363,682
Student Transportation Fund	283,524	283,524
Support Staff Benefits Grant	186,242	186,242
FSA Scorer Grant		12,964
Child Care Funding	24,640	
Early Learning Framework (ELF) Implementation		1,246
Other Ministry of Education and Child Care Grants		6,429
Labour Settlement Cost of Living Adjustment Estimate	950,000	
Total Provincial Grants - Ministry of Education and Child Care	92,575,350	84,169,293
Provincial Grants - Other	216,000	216,000
Tuition		
International and Out of Province Students	2,000,000	2,000,000
Total Tuition	2,000,000	2,000,000
Other Revenues		
Funding from First Nations	6,691,959	6,691,959
Miscellaneous		
International Program Registration Fees	80,000	80,000
Transportation Fees International	55,000	55,000
Before and After School Care Parent Fees	451,575	
Total Other Revenue	7,278,534	6,826,959
Rentals and Leases	150,000	150,000
Investment Income	750,000	550,000
Total Operating Revenue	102,969,884	93,912,252

School District No. 79 (Cowichan Valley)

Schedule 2B

Annual Budget - Schedule of Operating Expense by Object

Year Ended June 30, 2024

	2024 Annual Budget	2023 Amended Annual Budget
	\$	\$
Salaries		
Teachers	42,720,371	37,982,768
Principals and Vice Principals	6,336,600	6,339,601
Educational Assistants	9,082,878	8,175,328
Support Staff	10,558,768	9,718,961
Other Professionals	2,482,874	2,281,405
Substitutes	5,210,172	5,454,120
Total Salaries	76,391,663	69,952,183
Employee Benefits	18,626,258	16,260,840
Total Salaries and Benefits	95,017,921	86,213,023
Services and Supplies		
Services	3,280,436	3,850,452
Student Transportation	276,525	276,525
Professional Development and Travel	610,900	686,315
Rentals and Leases	67,100	67,100
Dues and Fees	114,310	114,310
Insurance	250,534	250,134
Supplies	3,775,643	3,785,718
Utilities	1,610,580	1,610,580
Total Services and Supplies	9,986,028	10,641,134
Total Operating Expense	105,003,949	96,854,157

School District No. 79 (Cowichan Valley)

Schedule 2C

Annual Budget - Operating Expense by Function, Program and Object

Year Ended June 30, 2024

	Teachers Salaries	Principals and Vice Principals Salaries	Educational Assistants Salaries	Support Staff Salaries	Other Professionals Salaries	Substitutes Salaries	Total Salaries
	\$	\$	\$	\$	\$	\$	\$
1 Instruction							
1.02 Regular Instruction	33,412,565	854,489	172,109	365,634	70,913	3,186,769	38,062,479
1.03 Career Programs	557,341			260,921		20,918	839,180
1.07 Library Services	1,428,820			152,696		44,909	1,626,425
1.08 Counselling	1,147,898			425,073		29,904	1,602,875
1.10 Special Education	5,137,070	662,933	7,271,214	240,875		1,203,210	14,515,302
1.20 Early Learning and Child Care			300,952	17,435			318,387
1.30 English Language Learning	407,702						407,702
1.31 Indigenous Education	414,302	139,158	1,338,603	50,863		152,144	2,095,070
1.41 School Administration		4,345,723		1,320,577		142,575	5,808,875
1.62 International and Out of Province Students	214,673	283,618		101,798	151,875	20,016	771,980
1.64 Other							-
Total Function 1	42,720,371	6,285,921	9,082,878	2,935,872	222,788	4,800,445	66,048,275
4 District Administration							
4.11 Educational Administration		50,679		51,857	672,821		775,357
4.40 School District Governance					306,801		306,801
4.41 Business Administration				689,387	760,092	30,299	1,479,778
Total Function 4	-	50,679	-	741,244	1,739,714	30,299	2,561,936
5 Operations and Maintenance							
5.41 Operations and Maintenance Administration				112,359	421,368	62,750	596,477
5.50 Maintenance Operations				4,666,565		199,039	4,865,604
5.52 Maintenance of Grounds				467,773			467,773
5.56 Utilities							-
Total Function 5	-	-	-	5,246,697	421,368	261,789	5,929,854
7 Transportation and Housing							
7.41 Transportation and Housing Administration				141,033	99,004	5,633	245,670
7.70 Student Transportation				1,493,922		112,006	1,605,928
Total Function 7	-	-	-	1,634,955	99,004	117,639	1,851,598
9 Debt Services							
Total Function 9	-	-	-	-	-	-	-
Total Functions 1 - 9	42,720,371	6,336,600	9,082,878	10,558,768	2,482,874	5,210,172	76,391,663

School District No. 79 (Cowichan Valley)

Annual Budget - Operating Expense by Function, Program and Object

Year Ended June 30, 2024

Schedule 2C

	Total Salaries	Employee Benefits	Total Salaries and Benefits	Services and Supplies	2024 Annual Budget	2023 Amended Annual Budget
	\$	\$	\$	\$	\$	\$
1 Instruction						
1.02 Regular Instruction	38,062,479	9,485,207	47,547,686	2,064,392	49,612,078	44,443,746
1.03 Career Programs	839,180	200,142	1,039,322	462,375	1,501,697	1,800,758
1.07 Library Services	1,626,425	408,048	2,034,473	68,981	2,103,454	1,859,042
1.08 Counselling	1,602,875	386,936	1,989,811	5,774	1,995,585	1,284,503
1.10 Special Education	14,515,302	3,616,645	18,131,947	405,888	18,537,835	17,103,052
1.20 Early Learning and Child Care	318,387	86,299	404,686	67,425	472,111	
1.30 English Language Learning	407,702	99,489	507,191	4,625	511,816	744,885
1.31 Indigenous Education	2,095,070	509,863	2,604,933	390,987	2,995,920	3,090,924
1.41 School Administration	5,808,875	1,275,679	7,084,554	107,726	7,192,280	7,191,245
1.62 International and Out of Province Students	771,980	173,256	945,236	456,650	1,401,886	1,396,702
1.64 Other	-	-	-	13,200	13,200	13,200
Total Function 1	66,048,275	16,241,564	82,289,839	4,048,023	86,337,862	78,928,057
4 District Administration						
4.11 Educational Administration	775,357	157,358	932,715	34,000	966,715	938,244
4.40 School District Governance	306,801	51,818	358,619	149,335	507,954	624,187
4.41 Business Administration	1,479,778	332,440	1,812,218	422,950	2,235,168	2,353,684
Total Function 4	2,561,936	541,616	3,103,552	606,285	3,709,837	3,916,115
5 Operations and Maintenance						
5.41 Operations and Maintenance Administration	596,477	117,892	714,369	236,437	950,806	865,878
5.50 Maintenance Operations	4,865,604	1,150,587	6,016,191	1,991,585	8,007,776	7,589,480
5.52 Maintenance of Grounds	467,773	116,175	583,948	126,672	710,620	571,004
5.56 Utilities	-	-	-	1,860,211	1,860,211	1,860,211
Total Function 5	5,929,854	1,384,654	7,314,508	4,214,905	11,529,413	10,886,573
7 Transportation and Housing						
7.41 Transportation and Housing Administration	245,670	54,163	299,833	22,915	322,748	305,657
7.70 Student Transportation	1,605,928	404,261	2,010,189	1,093,900	3,104,089	2,817,755
Total Function 7	1,851,598	458,424	2,310,022	1,116,815	3,426,837	3,123,412
9 Debt Services						
Total Function 9	-	-	-	-	-	-
Total Functions 1 - 9	76,391,663	18,626,258	95,017,921	9,986,028	105,003,949	96,854,157

School District No. 79 (Cowichan Valley)

Schedule 3

Annual Budget - Special Purpose Revenue and Expense

Year Ended June 30, 2024

	2024 Annual Budget \$	2023 Amended Annual Budget \$
Revenues		
Provincial Grants		
Ministry of Education and Child Care	14,048,979	13,978,514
Other Revenue	1,478,921	1,507,719
Investment Income	6,000	3,506
Total Revenue	15,533,900	15,489,739
Expenses		
Instruction	14,769,982	14,588,888
District Administration	93,750	96,142
Operations and Maintenance	32,693	32,693
Transportation and Housing	282,026	380,063
Total Expense	15,178,451	15,097,786
Net Revenue (Expense)	355,449	391,953
Net Transfers (to) from other funds		
Tangible Capital Assets Purchased	(355,449)	(391,953)
Total Net Transfers	(355,449)	(391,953)
Budgeted Surplus (Deficit), for the year	-	-

School District No. 79 (Cowichan Valley)

Annual Budget - Changes in Special Purpose Funds

Year Ended June 30, 2024

Schedule 3A

	Annual Facility Grant	Learning Improvement Fund	Scholarships and Bursaries	School Generated Funds	Strong Start	Ready, Set, Learn	OLEP	CommunityLINK	Classroom Enhancement Fund - Overhead
	\$	\$	\$	\$	\$		\$	\$	\$
Deferred Revenue, beginning of year	577,275	-	13,500	1,300,000	65,143	72,488	93,222	45,000	-
Add: Restricted Grants									
Provincial Grants - Ministry of Education and Child Care	384,142	368,897			192,000	39,200	140,282	739,939	959,916
Other				1,400,000					
Investment Income	16,354		5,060						
	400,496	368,897	5,060	1,400,000	192,000	39,200	140,282	739,939	959,916
Less: Allocated to Revenue	388,142	368,897	4,000	1,400,000	233,853	34,528	161,579	734,260	959,916
Deferred Revenue, end of year	589,629	-	14,560	1,300,000	23,290	77,160	71,925	50,679	-
Revenues									
Provincial Grants - Ministry of Education and Child Care	386,142	368,897			233,853	34,528	161,579	734,260	959,916
Other Revenue				1,400,000					
Investment Income	2,000		4,000						
	388,142	368,897	4,000	1,400,000	233,853	34,528	161,579	734,260	959,916
Expenses									
Salaries									
Teachers							22,079	114,587	
Principals and Vice Principals							28,600		
Educational Assistants		295,118						421,373	296,447
Support Staff					33,615			26,057	
Other Professionals									76,844
Substitutes						13,784	18,400	30,000	389,344
	-	295,118	-	-	33,615	13,784	69,079	592,017	762,635
Employee Benefits		73,779			8,863	2,837	17,500	130,243	167,781
Services and Supplies	32,693		4,000	1,400,000	191,375	17,907	75,000	12,000	29,500
	32,693	368,897	4,000	1,400,000	233,853	34,528	161,579	734,260	959,916
Net Revenue (Expense) before Interfund Transfers	355,449	-	-	-	-	-	-	-	-
Interfund Transfers									
Tangible Capital Assets Purchased	(355,449)								
	(355,449)	-	-	-	-	-	-	-	-
Net Revenue (Expense)	-	-	-	-	-	-	-	-	-

School District No. 79 (Cowichan Valley)

Annual Budget - Changes in Special Purpose Funds

Year Ended June 30, 2024

Schedule 3A

	Classroom Enhancement Fund - Staffing	First Nation Student Transportation	Mental Health in Schools	Changing Results for Young Children	Early Childhood Education Dual Credit Program	Student & Family Affordability	SEV2KT (Early Years to Kindergarten)	ECL Early Care & Learning	Feeding Futures Fund
	\$	\$	\$	\$	\$	\$	\$	\$	\$
Deferred Revenue, beginning of year	-	347,350	43,106	-	23,000	34,971	19,000	81,271	-
Add: Restricted Grants									
Provincial Grants - Ministry of Education and Child Care	9,584,616	282,026	52,000	11,250	23,000		19,000	175,000	1,018,779
Other									
Investment Income									
	9,584,616	282,026	52,000	11,250	23,000	-	19,000	175,000	1,018,779
Less: Allocated to Revenue	9,584,616	282,026	95,106	11,250	23,000	34,971	19,000	100,056	1,018,779
Deferred Revenue, end of year	-	347,350	-	-	23,000	-	19,000	156,215	-
Revenues									
Provincial Grants - Ministry of Education and Child Care	9,584,616	282,026	95,106	11,250	23,000	34,971	19,000	100,056	1,018,779
Other Revenue									
Investment Income									
	9,584,616	282,026	95,106	11,250	23,000	34,971	19,000	100,056	1,018,779
Expenses									
Salaries									
Teachers	7,856,241								
Principals and Vice Principals									
Educational Assistants									75,522
Support Staff									
Other Professionals								80,690	
Substitutes			29,532						
	7,856,241	-	29,532	-	-	-	-	80,690	75,522
Employee Benefits	1,728,375		6,497					19,366	16,615
Services and Supplies		282,026	59,077	11,250	23,000	34,971	19,000		926,642
	9,584,616	282,026	95,106	11,250	23,000	34,971	19,000	100,056	1,018,779
Net Revenue (Expense) before Interfund Transfers	-	-	-	-	-	-	-	-	-
Interfund Transfers									
Tangible Capital Assets Purchased									
	-	-	-	-	-	-	-	-	-
Net Revenue (Expense)	-	-	-	-	-	-	-	-	-

School District No. 79 (Cowichan Valley)

Annual Budget - Changes in Special Purpose Funds

Year Ended June 30, 2024

Schedule 3A

	BC Hydro	Early Learning	Wendy's House	Cultural Trust	Performing Arts	Equine Assisted Learning	TOTAL
	\$	\$	\$	\$	\$	\$	\$
Deferred Revenue, beginning of year	202,336	41,662	17,627	1,000	3,136	42,000	3,023,087
Add: Restricted Grants							
Provincial Grants - Ministry of Education and Child Care							13,990,047
Other				10,000		75,600	1,485,600
Investment Income							21,414
	-	-	-	10,000	-	75,600	15,497,061
Less: Allocated to Revenue	-	1,000	1,000	10,000	1,000	66,921	15,533,900
Deferred Revenue, end of year	202,336	40,662	16,627	1,000	2,136	50,679	2,986,248
Revenues							
Provincial Grants - Ministry of Education and Child Care		1,000					14,048,979
Other Revenue			1,000	10,000	1,000	66,921	1,478,921
Investment Income							6,000
	-	1,000	1,000	10,000	1,000	66,921	15,533,900
Expenses							
Salaries							
Teachers							7,992,907
Principals and Vice Principals							28,600
Educational Assistants							1,088,460
Support Staff							59,672
Other Professionals							157,534
Substitutes							481,060
	-	-	-	-	-	-	9,808,233
Employee Benefits							2,171,856
Services and Supplies		1,000	1,000	10,000	1,000	66,921	3,198,362
	-	1,000	1,000	10,000	1,000	66,921	15,178,451
Net Revenue (Expense) before Interfund Transfers	-	-	-	-	-	-	355,449
Interfund Transfers							
Tangible Capital Assets Purchased							(355,449)
	-	-	-	-	-	-	(355,449)
Net Revenue (Expense)	-	-	-	-	-	-	-

School District No. 79 (Cowichan Valley)

Schedule 4

Annual Budget - Capital Revenue and Expense

Year Ended June 30, 2024

	2024 Annual Budget			2023 Amended Annual Budget
	Invested in Tangible Capital Assets	Local Capital	Fund Balance	
	\$	\$	\$	\$
Revenues				
Provincial Grants				
Ministry of Education and Child Care	5,969,292		5,969,292	2,510,177
Investment Income		108,406	108,406	110,670
Gain (Loss) on Disposal of Tangible Capital Assets	(485,250)		(485,250)	
Amortization of Deferred Capital Revenue	3,932,193		3,932,193	4,350,991
Total Revenue	9,416,235	108,406	9,524,641	6,971,838
Expenses				
Amortization of Tangible Capital Assets				
Operations and Maintenance	4,544,150		4,544,150	4,897,116
Transportation and Housing	436,644		436,644	466,696
Write-off/down of Buildings and Sites	168,145		168,145	
Total Expense	5,148,939	-	5,148,939	5,363,812
Net Revenue (Expense)	4,267,296	108,406	4,375,702	1,608,026
Net Transfers (to) from other funds				
Tangible Capital Assets Purchased	644,315		644,315	536,819
Total Net Transfers	644,315	-	644,315	536,819
Other Adjustments to Fund Balances				
Tangible Capital Assets Purchased from Local Capital	456,000	(456,000)	-	
Total Other Adjustments to Fund Balances	456,000	(456,000)	-	
Budgeted Surplus (Deficit), for the year	5,367,611	(347,594)	5,020,017	2,144,845